

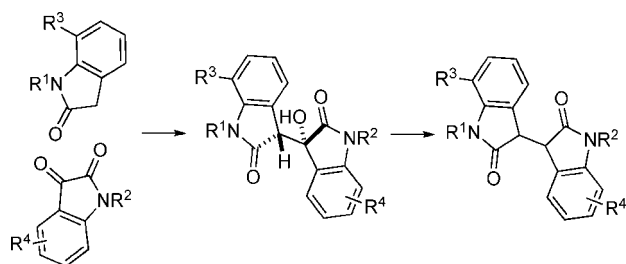
A Versatile Synthesis of Unsymmetrical 3,3'-Bioxindoles: Stereoselective Mukaiyama Aldol Reactions of 2-Siloxyindoles with Isatins

J. Michael Ellis, Larry E. Overman,* Huw R. Tanner, and Jocelyn Wang

Department of Chemistry, 1102 Natural Sciences II,
University of California, Irvine, California 92697-2025

leoverma@uci.edu

Received August 22, 2008



A new synthesis of 3,3'-bioxindoles is reported that is well suited for the preparation of unsymmetrical structures. In the key step, 3-hydroxy-3,3'-bioxindoles are constructed by Mukaiyama aldol reaction of 2-siloxyindoles with isatins. These tertiary carbinols are formed in high diastereoselectivities, with substitution at various positions of the isatin and the 2-siloxyindole being tolerated.

3,3'-Bioxindoles (**1**) are precursors to a variety of complex nitrogen heterocycles (Figure 1). In the alkaloid field, they have been used to synthesize a number of cyclotryptamine alkaloids,^{1,2} exemplified by (+)-chimonanthine (**2**),³ *meso*-calycanthine (**3**),⁴ and (–)-idiospermuline (**4**).⁵ 3,3'-Bioxindoles have also been employed to access heterocycles containing other polycyclic motifs, such as hexahydrodiazachrysenes **5**.⁶ In our laboratories, the reaction of dienolates of 3,3'-bioxindoles (**1**) with enantiomerically pure tartrate-derived dielectrophiles has been employed for the enantioselective construction of contiguous quaternary carbon stereocenters.^{7,8}

(1) (a) Hino, T. *Chem. Pharm. Bull.* **1961**, *9*, 979–988. (b) Hino, T.; Yamada, S. *Tetrahedron Lett.* **1963**, *4*, 1757–1760.

(2) For a recent brief review, see: Steven, A.; Overman, L. E. *Angew. Chem., Int. Ed.* **2007**, *46*, 5488–5508.

(3) Overman, L. E.; Larrow, J. F.; Stearns, B. A.; Vance, J. M. *Angew. Chem., Int. Ed.* **2000**, *39*, 213–215.

(4) Link, J. T.; Overman, L. E. *J. Am. Chem. Soc.* **1996**, *118*, 8166–8167.

(5) Overman, L. E.; Peterson, E. A. *Angew. Chem., Int. Ed.* **2003**, *42*, 2525–2528.

(6) Papageorgiou, C.; Borer, X. *Helv. Chim. Acta* **1988**, *71*, 1079–1083.

(7) Hoyt, S. B.; Overman, L. E. *Org. Lett.* **2000**, *2*, 3241–3244.

(8) 3,3'-Bioxindoles have also been employed in double Steglich rearrangements for the diastereoselective synthesis of contiguous quaternary stereocenters. See: Menozzi, C.; Dalko, P. I.; Cossy, J. *Heterocycles* **2007**, *72*, 199–204.

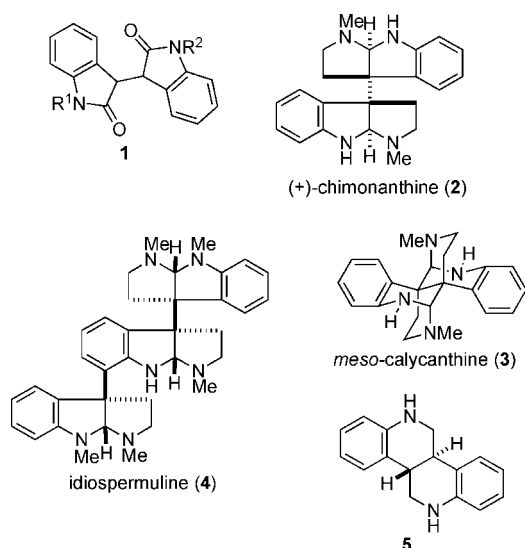


FIGURE 1. 3,3'-Bioxindole and representative heterocycles prepared from these intermediates.

3,3'-Bioxindoles (**1**) are commonly prepared by acid-promoted condensation of an isatin and an oxindole to generate an isoindigo, **8**, followed by saturation of the double bond (Scheme 1).^{5–9} In ongoing studies, we required access to a series of unsymmetrical 3,3'-bioxindoles (**1**) having variation in both the nitrogen-protecting group and the substituents on the two aromatic rings.¹⁰ As some of the substituents are acid-sensitive, the classical sequence illustrated in Scheme 1 was not viable. We report herein that the Mukaiyama aldol reaction¹¹ between 2-siloxyindoles¹² and isatins provides access to a variety of 3-hydroxy-3,3'-bioxindoles,¹³ intermediates that are readily converted to 3,3'-bioxindoles. We also disclose that the aldol addition occurs with high stereoselectivity to preferentially generate the *syn* aldol stereoisomer.

Our initial studies focused on the union of *N*-(2-(trimethylsilyloxy)methyl (SEM)-protected oxindole **9** and 4-vinylisatin **10** (Scheme 2). Addition of the lithium enolate of oxindole **9** to isatin **10** generated aldol adduct **11a** and its epimer (3:1

(9) Hansen, C. W. *Ann. Chim. (Paris)* **1924**, 94–134.

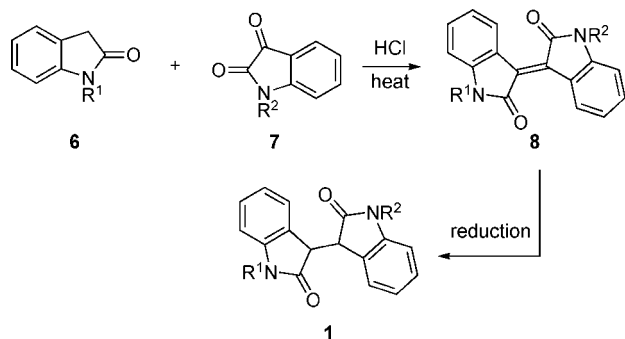
(10) (a) Only two unsymmetrical 3,3'-bioxindoles were found by a substructure search of SciFinder conducted on 8/20/08. (b) For one example of the challenges involved in preparing unsymmetrical 3,3'-bioxindoles, see: Overman, L. E.; Peterson, E. A. *Tetrahedron* **2003**, *59*, 6905–6919.

(11) Mukaiyama, T.; Banno, K.; Narasaka, K. *J. Am. Chem. Soc.* **1974**, *96*, 7503–7509.

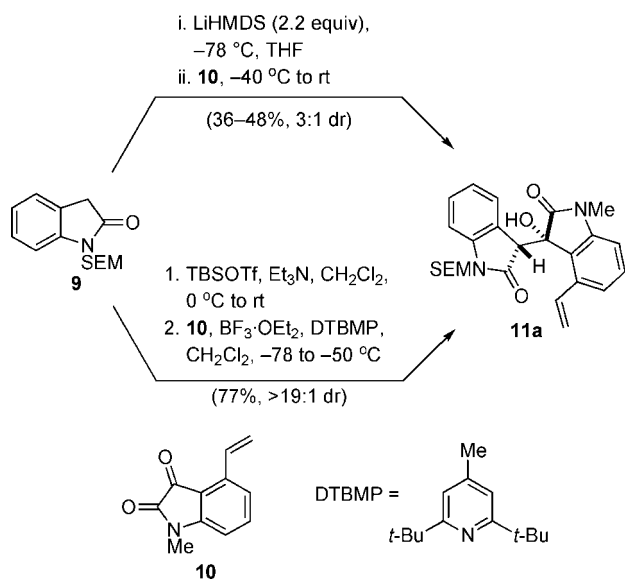
(12) (a) Sawada, T.; Fuerst, D. E.; Wood, J. L. *Tetrahedron Lett.* **2003**, *44*, 4919–4921. (b) Nicolaou, K. C.; Hao, J.; Reddy, M. V.; Rao, P. B.; Rassias, G.; Snyder, S. A.; Huang, X.; Chen, D. Y.-K.; Brenzovich, W. E.; Giuseppone, N.; Giannakakou, P.; O'Brate, A. *J. Am. Chem. Soc.* **2004**, *126*, 12897–12906. (c) Alcaraz, M.-L.; Atkinson, S.; Cornwall, P.; Foster, A. C.; Gill, D. M.; Humphries, L. A.; Keegan, P. S.; Kemp, R.; Merifield, E.; Nixon, R. A.; Noble, A. J.; O'Beirne, D.; Patel, Z. M.; Perkins, J.; Rowan, P.; Sadler, P.; Singleton, J. T.; Tornos, J.; Watts, A. J.; Woodland, I. A. *Org. Process Res. Dev.* **2005**, *9*, 555–569. (d) Trost, B. M.; Brennan, M. K. *Org. Lett.* **2006**, *8*, 2027–2030. (e) Overman, L. E.; Shin, Y. *Org. Lett.* **2007**, *9*, 339–341. (f) Poulsen, T. B.; Bernardi, L.; Aleman, J.; Overgaard, J.; Jorgensen, K. A. *J. Am. Chem. Soc.* **2007**, *129*, 441–449. (g) Corkey, B. K.; Toste, F. D. *J. Am. Chem. Soc.* **2007**, *129*, 2764–2765.

(13) For an earlier report of the utility of 2-siloxyindoles in Mukaiyama aldol reactions, see: Adhikari, S.; Caille, S.; Hanbauer, M.; Ngo, V. X.; Overman, L. E. *Org. Lett.* **2005**, *7*, 2795–2797.

SCHEME 1. Typical Synthesis of 3,3'-Bioxindoles



SCHEME 2. Aldol Reaction of 2-Siloxyoxindoles with Isatins



dr, *syn:anti*);¹⁴ however, the yield was low. In contrast, Mukaiyama aldol reaction of the 2-siloxyindole derivative of **9** with 2 equiv of isatin **10** in the presence of excess $\text{BF}_3 \cdot \text{OEt}_2$ (8 equiv) and 2,6-di-*tert*-butyl-4-methylpyridine (DTBMP, 7 equiv) beginning at -78°C , then warming to -50°C , yielded aldol adduct **11a** in 78% yield and high diastereoselectivity ($>19:1$ *syn:anti*). Further investigation revealed that the optimal conditions for this transformation involved the use of 1.0 equiv of the isatin, 2.0 equiv of $\text{BF}_3 \cdot \text{OEt}_2$, and 2.5 equiv of DTBMP at -78 to -50°C , conditions that provided adduct **11a** in 77% yield.

The scope of this aldol reaction is illustrated by the examples summarized in Table 1. Crude 2-siloxyindoles were employed, which were isolated by adding a small volume of methanol to the silylation reaction mixture, removing volatiles under reduced pressure, extracting the resultant oil with pentane, and concentration. *N*-Methyl, *N*-benzyl, and *N*-SEM substituents were tolerated on both the oxindole and the isatin. Substitution at each position on the aromatic ring of the isatin had no adverse effect on the aldol reaction (entries 1 and 5–8). Substitution at the 7-position of the oxindole was also viable (entries 2, 3, and 8). Additionally, the Mukaiyama aldol reaction was effective for a substrate containing a pyridine appended to the isatin (entry 7), although the yield in this case was slightly lower. In all reactions, diastereoselectivity was high ($>11:1$).¹⁵ The reactions

(14) Relative configuration is assigned in analogy to **11c** (vide infra).

TABLE 1. Mukaiyama Aldol Reactions of 2-Siloxyindoles and Isatins^a

entry	R ¹	R ³	R ²	R ⁴	11	yield (%) ^b
1	SEM	H	Me	4-vinyl	11a	77
2	Me	MeO	SEM	H	11b	87
3	Me	MeO	Bn	H	11c	80
4	SEM	H	Bn	H	11d	76
5	Bn	H	SEM	7-F	11e	83
6	SEM	H	Bn	6-phenyl	11f	84
7	SEM	H	Bn	5-(3-pyridyl)	11g	60
8	Me	MeO	Me	4-vinyl	11h	52 ^c

^a Conditions: oxindole (1.0 equiv), isatin (1.0 equiv), $\text{BF}_3 \cdot \text{Et}_2\text{O}$ (2.0 equiv), DTBMP (2.5 equiv), -78 to -50°C . ^b Yield over two steps of the aldol adduct after purification by silica gel flash column chromatography. ^c The starting oxindole (15–20%) was recovered.

FIGURE 2. Pretransition state model rationalizing *syn* selectivity.

summarized in Table 1 were carried out at various scales (0.50 to 40 mmol), with the best result being observed in the largest scale reaction (entry 2). Although only oxindoles having substituents at C7 of the aromatic ring were included in this study, we anticipate that oxindoles having substituents at C4–C6 will also successfully undergo Mukaiyama aldol condensation with isatins.

The *syn* relative configuration of aldol adduct **11c** was established by single-crystal X-ray analysis.¹⁶ The pretransition state arrangement **12** of the 2-siloxyindole and the isatin, depicted in Figure 2, would be consistent with the observed *syn* stereoselection. This orientation places the bulky silyl group away from the aromatic ring of the isatin and also allows for some degree of π -overlap of the two aromatic moieties.^{17,18}

The conversion of the aldol adducts to the corresponding 3,3'-bioxindole was best accomplished by reaction with SOCl_2 and diisopropylethylamine¹⁹ to give the corresponding isoindigo, which without purification was reduced with zinc and acetic acid.^{20–22} Representative examples are shown in Table 2.

In conclusion, Mukaiyama aldol reactions of 2-siloxyindoles with isatins take place in good yield and with high stereoselectivity to give *syn* diastereomers of 3-hydroxy-3,3'-bioxindoles.

(15) ¹H NMR analysis of the crude reaction product prior to purification typically showed the presence of only one stereoisomer.

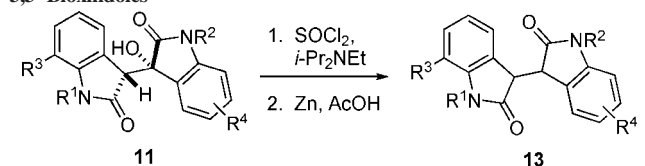
(16) The relative configurations of other aldol adducts were assigned in analogy to **11c**.

(17) Open transition states with the enoxysilane and carbonyl π -bonds antiperiplanar are typically proposed for Mukaiyama aldol reactions. See: Marwald, R. *Chem. Rev.* **1999**, *99*, 1095–1120.

(18) The yield of the aldol reaction was somewhat lower when the 7-position of the oxindole and the 4-position of the isatin were both substituted (entry 8). The 7-position of the oxindole and 4-position of the isatin would be in close proximity in pretransition state ensemble **12**.

(19) Heymann, H.; Fieser, L. F. *J. Am. Chem. Soc.* **1951**, *73*, 5252–5265.

TABLE 2. 3,3'-Bioxindole Formation from 3-Hydroxy-3,3'-Bioxindoles^a



entry	11	R ¹	R ³	R ²	R ⁴	13	yield (%) ^b
1	11b	Me	MeO	SEM	H	13a	87 ^c
2	11c	Me	MeO	Bn	H	13b	89
3	11d	SEM	H	Bn	H	13c	85
4	11e	Bn	H	SEM	7-F	13d	79
5	11f	SEM	H	Bn	6-Ph	13e	90

^a Conditions: step 1: **11** (1.0 equiv), SOCl₂ (1.2 equiv), *i*-Pr₂NEt (3.0 equiv), 0 °C to rt; step 2: Zn (30 equiv), AcOH (18 equiv), 0 °C to rt. ^b Yield over two steps after purification of **13** by silica gel flash column chromatography. ^c Reduction performed with a modified procedure: Zn (6.0 equiv), AcOH (5.6 equiv), 0 °C to rt.

These aldol products can be reduced in good yield to give the corresponding 3,3'-bioxindoles. By use of this method, a variety of substituents, including those that are acid-sensitive, can be introduced at various positions of the 3,3'-bioxindole product.

Experimental Section

Representative Procedure for Generating 2-Siloxyindole Intermediates and Their Mukaiyama Aldol Reaction with Isatins. Preparation of 3-Hydroxy-7'-methoxy-*N*'-methyl-*N*-(2-(trimethylsilyl)ethoxy)methyl)-3,3'-biindoline-2,2'-dione (11b). To a stirring solution of 7-methoxy-*N*-methoxyindole (**S5**) (6.60 g, 37.3 mmol, 1.0 equiv), triethylamine (15.6 mL, 112 mmol, 3.0 equiv), and dichloromethane (700 mL) at 0 °C was added dropwise *tert*-butyldimethylsilyl trifluoromethanesulfonate (12.8 mL, 55.9 mmol, 1.5 equiv). The resultant solution was maintained at 0 °C for 25 min and then allowed to warm to rt. Methanol (1.5 mL, 37 mmol, 1.0 equiv) was added, and the solution was concentrated under reduced pressure (~30 mmHg). The resulting biphasic mixture was extracted with pentane (3 × 120 mL), and the combined organic extracts were concentrated under reduced pressure to provide the corresponding 2-siloxyindole as a pale red/pink solid, which was used in the subsequent reaction without further purification.

A solution of the crude 2-siloxyindole, *N*-(2-(trimethylsilyl)ethoxy)methyl)isatin (10.4 g, 37.6 mmol, 1.01 equiv), 2,6-di-*tert*-butyl-4-methylpyridine (19.1 g, 93.2 mmol, 2.5 equiv), and dichloromethane (630 mL) was cooled to -78 °C, and boron trifluoride diethyl ether complex (9.20 mL, 74.6 mmol, 2.0 equiv) was added dropwise. After 2 h at -78 °C, the solution was allowed to warm to -50 °C, where it was maintained overnight. This solution was then poured into water (250 mL), and the layers were separated. The aqueous layer was extracted with dichloromethane (3 × 250 mL). The combined organic extracts were washed with brine (40 mL), dried over Na₂SO₄, and concentrated under reduced pressure to provide a brown oil. Purification of this oil by silica gel flash column chromatography (dry loaded on Celite, gradient: 1:6 EtOAc/hexanes to 1:3 EtOAc/hexanes) provided alcohol **11b** (14.8 g, 87%) as a pale brown solid: mp 129–132 °C; *R*_f 0.54 (1:4 EtOAc/hexanes); ¹H NMR (500 MHz, CDCl₃) δ 7.54 (d, *J* = 7.4 Hz, 1H), 7.42 (ddd, *J* = 8.8, 8.0, 7.7 Hz, 1H), 7.24 (t, *J* = 7.6 Hz, 1H), 7.02 (d, *J* = 7.7 Hz, 1H), 6.76 (d, *J* = 8.3 Hz, 1H), 6.67 (dd, *J* = 8.3, 7.7 Hz, 1H), 6.45 (br s, 1H), 5.60 (d, *J* = 7.6 Hz, 1H), 4.90 (d, *J* = 11.4 Hz, 1H), 4.82 (d, *J* = 11.4 Hz, 1H), 3.91 (s, 1H), 3.80 (s, 3H), 3.55 (s, 3H), 3.10 (ddd, *J* = 10.4, 9.9, 6.4 Hz, 1H), 3.02 (ddd, *J* = 10.4, 9.9, 6.1 Hz, 1H), 0.80–0.66 (m, 2H), -0.07 (s, 9H); ¹³C NMR (125 MHz, CDCl₃) δ 176.0 (C), 175.5 (C), 145.5 (C), 143.0 (C), 132.8 (C), 130.8 (CH), 127.5 (C), 124.5 (CH), 124.1 (C), 123.9 (CH), 123.1 (CH), 116.6 (CH), 112.8 (CH), 110.2 (CH), 77.4 (C),

69.2 (CH₂), 65.6 (CH₂), 55.8 (CH₃), 49.3 (CH), 29.8 (CH₃), 17.5 (CH₂), -1.3 (CH₃); IR (film) 3365, 2952, 1733, 1713, 1615 cm⁻¹; HRMS-ESI (*m/z*) [M + Na]⁺ calcd for C₂₄H₃₀N₂NaO₅Si 477.1822, found 477.1823.

Representative Procedure for Converting Aldol Adducts to 3,3'-Bioxindoles. Preparation of 7'-Methoxy-*N*'-methyl-*N*-(2-(trimethylsilyl)ethoxymethyl)-3,3'-dihydroisoidigo (13a). To a solution of tertiary alcohol **11b** (14.8 g, 32.5 mmol, 1.0 equiv) and dichloromethane (275 mL) at 0 °C were added over 5 min diisopropylethylamine (17.0 mL, 97.5 mmol, 3.0 equiv) and then freshly distilled thionyl chloride (2.85 mL, 39.0 mmol, 1.2 equiv). The resulting solution was maintained for 25 min at 0 °C, before being allowed to warm to rt, where it was maintained for 45 min. The reaction mixture was then poured into a saturated aqueous solution of sodium hydrogencarbonate (150 mL). The aqueous layer was separated and extracted with dichloromethane (4 × 200 mL). The combined organic layers were dried over MgSO₄ and concentrated under reduced pressure to yield a brown oil that was used without further purification in the subsequent reaction.

In a separate experiment, purification of this product by silica gel flash column chromatography (1:9 EtOAc/hexanes) gave the corresponding isoidigo **S20** as a dark burgundy solid: mp 84–85 °C; ¹H NMR (500 MHz, CDCl₃) δ 9.17 (d, *J* = 8.0 Hz, 1H), 8.73 (m, 1H), 7.36 (td, *J* = 7.7, 0.9 Hz, 1H), 7.09 (d, *J* = 7.5 Hz, 1H), 7.01 (d, *J* = 7.8 Hz, 1H), 6.96 (m, 2H), 5.24 (s, 2H), 3.87 (s, 3H), 3.62 (t, *J* = 8.2 Hz, 2H), 3.57 (s, 3H), 0.94 (t, *J* = 8.2 Hz, 2H), -0.02 (s, 9H); ¹³C NMR (125 MHz, CDCl₃) δ 168.2, 168.0, 144.8, 143.8, 134.8, 134.3, 133.7, 133.3, 132.6, 129.6, 122.9, 122.7, 122.3, 121.6, 116.8, 109.1, 69.5, 66.2, 56.3, 29.7, 17.9, -1.4; IR (film) 2954, 1698, 1609 cm⁻¹; HRMS-ESI (*m/z*) [M + H]⁺ calcd for C₂₄H₂₉N₂O₄Si 437.1897, found 437.1912.

The unpurified isoidigo intermediate was dissolved in THF (315 mL) and cooled to 0 °C. To this solution were added zinc dust (12.8 g, 195 mmol, 6.0 equiv) and glacial acetic acid (3.2 mL, 180 mmol, 5.6 equiv). The resulting suspension was vigorously stirred at 0 °C for 1.5 h, and then allowed to warm to rt over 45 min. The reaction mixture was then filtered through a pad of Celite eluting with EtOAc (250 mL). The organic solution was washed with saturated aqueous sodium hydrogencarbonate (200 mL), dried over MgSO₄, and concentrated under reduced pressure to yield a black foamy oil. This residue was further purified by silica gel flash column chromatography (dry loaded on Celite, gradient: 1:4 EtOAc/hexanes to 1:1 EtOAc/hexanes) to afford bioxindole **13a** as a 1.6:1 mixture of epimers (12.4 g, 87%) as an orange foam: *R*_f 0.20 (1:1 EtOAc/hexanes); ¹H NMR (500 MHz, CDCl₃) δ 7.28 (t, *J* = 7.8 Hz, 0.6H), 7.12 (t, *J* = 7.7 Hz, 0.4H), 7.06–7.02 (m, 0.6H), 6.99 (t, *J* = 7.3 Hz, 0.6H), 6.93–6.80 (m, 3.0H), 6.74–6.65 (m, 0.8H), 6.55 (d, *J* = 7.2 Hz, 0.3H), 6.33 (m, 0.5H), 5.22 (d, *J* = 10.8 Hz, 0.4H), 5.18 (d, *J* = 10.9 Hz, 0.4H), 5.04 (s, 1.2H), 4.34 (d, *J* = 3.5 Hz, 0.3H), 4.25 (m, 0.8H), 4.12 (d, *J* = 3.3 Hz, 0.6H), 3.87–3.81 (m, 1.9H), 3.80–3.74 (m, 1.1H), 3.59–3.52 (m, 1.1H), 3.47 (s, 0.5H), 3.55–3.44 (m, 2.7H), 0.97 (m, 0.8H), 0.84 (t, *J* = 7.8 Hz, 1.3H), 0.10 (s, 3.2H), -0.05 (s, 5.8H); ¹³C NMR (125 MHz, CDCl₃) δ 176.4 (C), 175.9 (C), 175.0 (C), 174.8 (C), 145.2 (C), 145.1 (C), 143.4 (C), 142.7 (C), 132.9 (C), 131.9 (C), 128.7 (CH), 128.3 (CH), 127.1 (C), 126.3 (C), 125.5 (C), 124.4 (C), 123.4 (CH), 123.3 (CH), 122.9 (CH), 122.82 (CH), 122.78 (CH), 122.75 (CH), 116.1 (CH), 115.9 (CH), 112.6 (CH), 112.3 (CH), 109.8 (CH), 109.4 (CH), 69.8 (CH₂), 69.3 (CH₂), 66.6 (CH₂), 65.8 (CH₂), 55.74 (CH₃), 55.71

(20) Additional methods have been demonstrated for the conversion of 3-hydroxy-3,3'-bioxindoles to 3,3'-bioxindoles. These include acid-mediated dehydration of the tertiary alcohol to afford an isoidigo that is subsequently reduced by catalytic hydrogenation,^{6–9} and direct reduction with trimethylsilyl iodide²¹ or HI.²²

(21) (a) Sakai, T.; Miyata, K.; Utaka, M.; Takeda, A. *Tetrahedron Lett.* **1987**, *28*, 3817–3818. (b) For an example of the reduction of a 3-hydroxy-3,3'-bioxindole, see: Peterson, E. A. Ph.D. Dissertation, University of California, Irvine, 2005.

(22) Metwally, S. A. M.; Younes, M. I.; Abbas, H. H. *Acta Chim. Hung.* **1989**, *126*, 591–597.

(CH₃), 46.5 (CH), 46.2 (CH), 46.0 (CH), 29.6 (CH₃), 29.5 (CH₃), 17.9 (CH₂), 17.6 (CH₂), -1.4 (CH₃), -1.5 (CH₃); IR (film) 2950, 1716, 1612 cm⁻¹; HRMS-ESI (*m/z*) [M + H]⁺ calcd for C₂₄H₃₁N₂O₄Si 439.2053, found 439.2048.

Acknowledgment. This research was supported by the NIH National Institutes of General Medical Sciences (GM-30859) and by postdoctoral fellowships to J.M.E. (GM082113) from NIGMS and to H.R.T. from Merck. NMR and mass spectra were determined at UC Irvine using instruments acquired with

the assistance of NSF and NIH shared instrumentation grants. We thank Dr. Joe Ziller for the X-ray analysis of **11c**.

Supporting Information Available: Experimental procedures and copies of ¹H and ¹³C NMR spectra of all new compounds; CIF file for compound **11c**. This material is available free of charge via the Internet at <http://pubs.acs.org>.

JO801867W